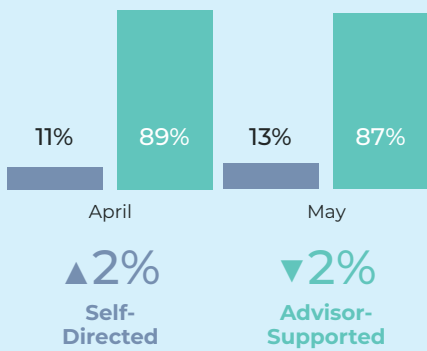


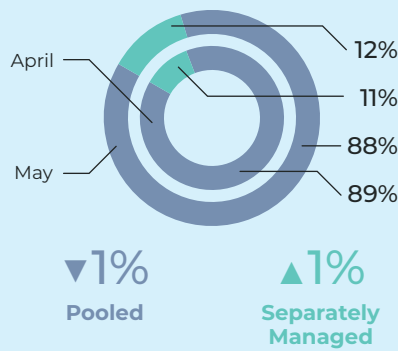
GIVING REPORT

Contribution TRENDS

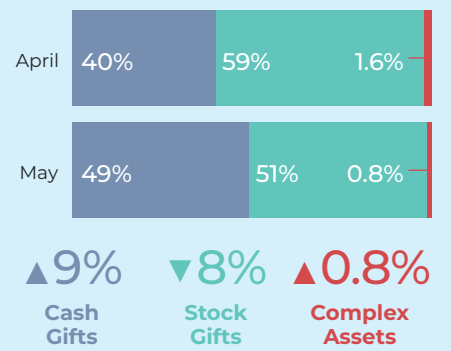
Self-Directed and Advisor-Supported



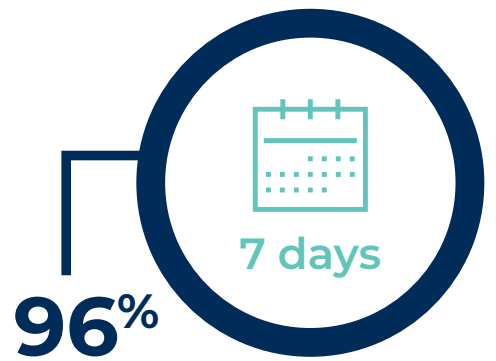
Pooled and Separately Managed



Cash Gifts, Stock Gifts, & Complex Assets



Our latest giving report shows the vast majority (96%) of our donors this month distributed their contributions within seven days. This shows that Ren's donors make contributions with the intent to get the funds to charities quickly. Knowing this, we are excited to roll out ACH grant disbursements which allows a more safe, efficient, and quick transfer of grant funds to charitable organizations.



Grants Distributed Within 7 Days
96% (▲1%)



Anonymous Donors
2.3% (▼0.6%)



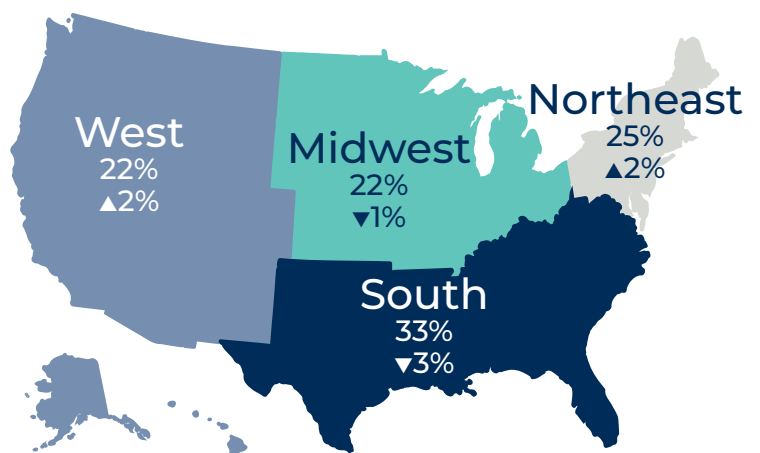
Distribution Velocity
51% (0%)

Top Charitable DISTRIBUTION CATEGORIES

	April	Change
Religion	29.2%	▼ 1.6%
Education	14.5%	▲ 1.7%
Human Services	9.1%	▼ 0.5%
Arts	6.5%	▲ 1.0%
Health Care	5.1%	▲ 0.7%
Voluntarism/Grantmaking Foundations	4.4%	▲ 0.5%
International Affairs	3.9%	▼ 1.4%
Youth Development	3.2%	▲ 0.5%
Environment	2.8%	▼ 0.1%
Food, Ag, Nutrition	2.6%	▼ 0.1%
Other	18.8%	▼ 0.7%

PLEASE NOTE: This list includes the top 10 out of 28 charitable distribution categories. Percentages don't add up to 100% due to rounding.

Across the Nation DONATION TRENDS



Data for the Ren Giving Report is found from Ren's internal reporting database. The report includes trends within Ren's giving activity that fall in the previous calendar month.

About Ren

At Ren we work with you to set up the best charitable giving program to achieve your philanthropic goals. We are unique in our ability to provide administration services for any charitable gift instrument. Our mission is to amplify charitable giving in a significant and meaningful manner through our trusted partnerships.

We're here to help you with your charitable giving needs. Reach out to us today!

► [Subscribe to receive the Ren Giving Report monthly.](#)

[RENINC.COM](https://reninc.com)



© 2022 Ren. All rights reserved.